



120°
Induction angle



3-6m
Sensing distance



USB
Support



F-WL105



F-GL105



F-LG305

Solar Garden Lights

F-LG305/F-WL105/F-GL105



Li-ion



Charging Time
6-8h



Lantern
4 Discharge Modes



Operation Time
10-12h



Wall Lamp
3 Discharge Modes




Light Control



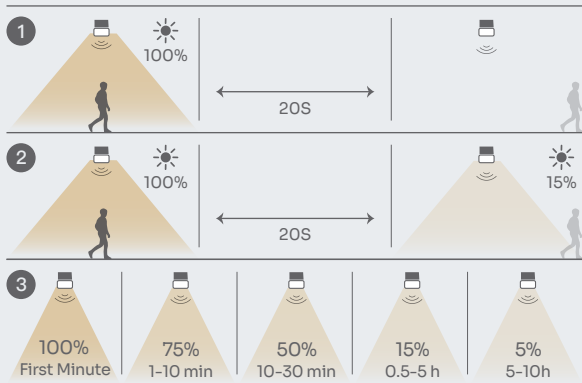
Garden Lamp
2 Constant Light Discharge Modes



Long Press For 2 Seconds To Power Off
(Then turn on the light and enter the first setting by default)



Model	Watt	Lumen	Ra	Capacity of Battery	Solar Panel Power	IP	Size (mm)
F-LG305	3w	450Lm	>80	3.7v/2000mAh	5v/1.5w(Monocry Stalline)	54	φ123*176
F-WL105	3w	450Lm	>80	3.7v/2000mAh	5v/1.5w(Monocry Stalline)	54	φ123*193*203
F-GL105	3w	450Lm	>80	3.7v/2000mAh	5v/1.5w(Monocry Stalline)	65	φ123*650



F-LG105



F-LG105-G1

Solar Wall Lights

F-LG105/F-LG105-G1



Li-ion



Charging Time
6-8h



Infrared
Sensor



Operation Time
10-12h



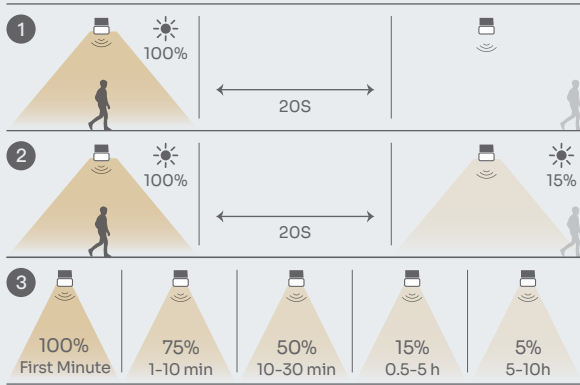
Induction and constant light
3 modes optional



Light Control



Model	Watt	Lumen	Ra	Capacity of Battery	Solar Panel Power	Material	Size (mm)
F-LG105	5w	500Lm	>80	3.7v/1800mAh	6v/1.5w(Monocry Stalline)	PC+ABS	174*128*80
F-LG105	10w	1000Lm	>80	3.7v/3500mAh	6v/3w(Monocry Stalline)	PC+ABS	174*128*80
F-LG105-G1	3w	300Lm	≥80	3.7v/1200mAh	6v/1.2w(Polysilicon)	PC+ABS	174*128*80
F-LG105-G1	7w	700Lm	≥80	3.7v/2400mAh	6v/2w(Polysilicon)	PC+ABS	174*128*80



F-LG201



F-LG201-G2

Solar Wall Lights

F-LG201/F-LG201-G2



Li-ion



Charging Time
6-8h



Infrared
Sensor



Operation Time
10-12h




Induction and constant light
3 modes optional



Light Control



Model	Watt	Lumen	Ra	Capacity of Battery	Solar Panel Power	Material	Size (mm)
F-LG201	4w	400Lm	>80	3.7v/1500mAh	5.5v/1.5w(Monocry Stalline)	PC+ABS	123.5*88.5*46
F-LG201	7w	800Lm	>80	3.7v/3000mAh	5.5v/2.8w(Monocry Stalline)	PC+ABS	145*105*46
F-LG201	2w	200Lm	≥80	3.7v/1000mAh	5.5v/1w(Polysilicon)	PC+ABS	123.5*88.5*46
F-LG201-G2	4w	500Lm	≥80	3.7v/1500mAh	5.5v/1.5w(Polysilicon)	PC+ABS	145*105*46




F-WL108-G2

F-WL108

Solar Wall Lights

F-WL108/F-WL108-G2



Li-ion



Charging Time
6-8h



Infrared
Sensor




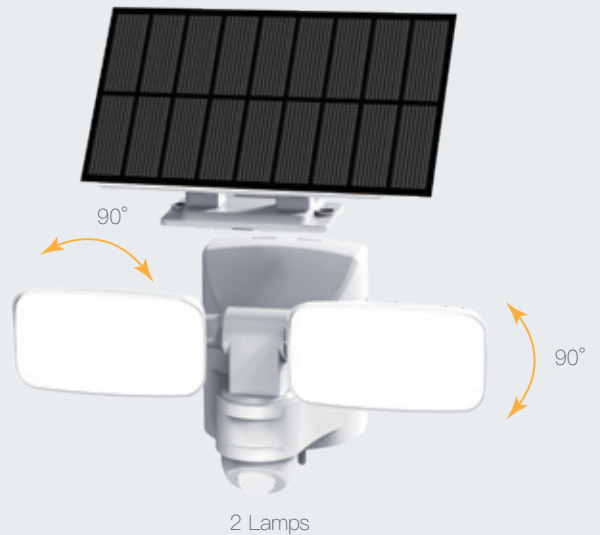
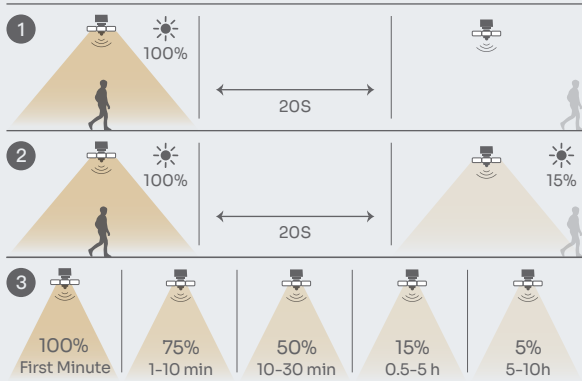
Operation Time
10-12h



Light Control



Model	Watt	Lumen	Ra	Capacity of Battery	Solar Panel Power	Material	Size (mm)
F-WL108	2w	200Lm	>80	3.7v/1200mAh	5.5v/1w(Polysilicon)	PC+ABS	140*80*55
F-WL108	4w	400Lm	>80	3.7v/2200mAh	5.5v/1.5w(Monocry Stalline)	PC+ABS	182*110*55
F-WL108	7W	800Lm	>80	3.7V/4000mAh	5.5V/2W(Monocry Stalline)	PC+ABS	182*110*55
F-WL108-G2	2w	200Lm	≥80	3.7v/1000mAh	5.5v/1w(Polysilicon)	PC+ABS	140*80*55
F-WL108-G2	4w	400Lm	≥80	3.7v/1500mAh	5.5v/1.5W(Polysilicon)	PC+ABS	182*110*55



Solar Security Lights

F-WL106



Li-ion



Charging Time
6-8h



Infrared
Sensor



Operation Time
10-12h




Remote Control



Light Control




Model	Watt	Lumen	Ra	Capacity of Battery	Solar Panel Power	Material	Size (mm)
F-WL106	10w	1000Lm	>80	3.7v/3600mAh	6v/3w(Monocry Stalline)	PC+ABS	279*141*137
F-WL106	15w	1500Lm	>80	3.7v/4400mAh	6v/3w(Monocry Stalline)	PC+ABS	351*170*137
F-WL106-G1	6w	600Lm	>80	3.7v/2400mAh	6v/2.4w(Polysilicon)	PC+ABS	279*141*137
F-WL106-G1	11w	1100Lm	>80	3.7v/4000mAh	6v/3w(Polysilicon)	PC+ABS	351*170*137




Solar Flood Lights


F-LG102



 Battery Type
Ferrous Lithium Phosphate

 Charging Time
6-8h

 With Microwave
Induction

 Operation Time
10-12h

 Remote Control

 Light Control





Model	Watt	Lumen	Capacity of Battery	Solar Panel Power	Material	Size (mm)
F-LG102	50w	1000Lm	3.2v/6Ah	5v/8w(Monocry Stalline)	ALU+PC	185*165*45
F-LG102	100w	1800Lm	3.2v/10Ah	6v/12w(Monocry Stalline)	ALU+PC	237*205*50
F-LG102	150w	2600Lm	3.2v/15Ah	6v/15w(Monocry Stalline)	ALU+PC	290*260*50
F-LG102	200w	3600Lm	3.2v/20Ah	6v/20w(Monocry Stalline)	ALU+PC	330*295*50
F-LG102	300w	5500Lm	3.2v/25Ah	6v/25w(Monocry Stalline)	ALU+PC	410*375*50




Solar Street Lights


F-RL201



 Battery Type
Ferrous Lithium Phosphate

 Charging Time
6-8h

 Infrared
Sensor

 Operation Time
10-12h

 Remote Control

 Light Control





Model	Watt	Lumen	Capacity of Battery	Solar Panel Power	Material	Size (mm)
F-RL201	50w	750Lm	3.2v/10Ah	6v/10w(Monocry Stalline)	ALU+PC	533*235*60
F-RL201	100w	1100Lm	3.2v/15Ah	6v/20w(Monocry Stalline)	ALU+PC	670*278*76
F-RL201	200w	1350Lm	3.2v/20Ah	6v/30w(Monocry Stalline)	ALU+PC	790*300*85



Solar Inserted Lights

F-GL116



Li-ion



Charging Time
4-5h




Light Control



Operation Time
10-12h



Model	Watt	Ra	Lumen	Capacity of Battery	Solar Panel Power	Material	Size (m)
F-GL116	3*0.2W	>80	3*45Lm	3.7v/1500mAh	5v/2w (Polysilicon)	ABS+PP+PVC	60*60*385
F-GL116	5*0.2W	>80	5*45Lm	3.7v/2400mAh	5v/2.5w (Polysilicon)	ABS+PP+PVC	60*60*385




Solar Flood Lights


F-LG601




 Battery Type
LiFePO4

 Charging Time
6-8h

 LED Type
SMD2835

 Operation Time
8-10h

 Light Control



Model	Battery Spec	PV Panel Spec	Lumen	Lamp Size	Color Temp
F-LG601-100	3.2v/12000mAh	6V/15W	1000LM	210*210*38mm	6000-6500 CCT
F-LG601-200	3.2v/18000mAh	6V/20W	2200LM	233*238*43mm	6000-6500 CCT
F-LG601-300	3.2v/24000mAh	6V/25W	3300LM	274*261*44mm	6000-6500 CCT
F-LG601-400	3.2v/30000mAh	6V/35W	3800LM	330*310*45mm	6000-6500 CCT



Solar Street Lights

F-RL102



Battery Type
Ferrous Lithium Phosphate



Charging Time
6-8h



Remote Control



Operation Time
10-12h



Light Control





Model	Watt	Lumen	Capacity of Battery	Solar Panel Power	Material	Size (mm)
F-RL102	100w	2500Lm	3.2v/30Ah	6v/30w(Monocry Stalline)	ALU+PC	602*265*89
F-RL102	200w	3800Lm	3.2v/40Ah	6v/40w(Monocry Stalline)	ALU+PC	602*265*89
F-RL102	300w	4600Lm	3.2v/50Ah	6v/60w(Monocry Stalline)	ALU+PC	602*265*89
F-RL102	400w	6000Lm	3.2v/65Ah	6v/80w(Monocry Stalline)	ALU+PC	602*265*89
F-RL102	500w	8000Lm	3.2v/90Ah	6v/100w(Monocry Stalline)	ALU+PC	602*265*89




Solar Street Lights

F-RL207

 Battery Type
Ferrous Lithium Phosphate

 Charging Time
6-8h

 Infrared
Sensor

 Operation Time
10-12h

 Remote Control

 Light Control



Model	Watt	Lumen	Capacity of Battery	Solar Panel Power	Material	Size (mm)
F-RL207	100w	1250Lm	3.2v/15Ah	5v/25w(Monocry Stalline)	ALU+PC	550*285*130
F-RL207	200w	3000Lm	3.2v/25Ah	5v/35w(Monocry Stalline)	ALU+PC	650*330*130
F-RL207	300w	3700Lm	3.2v/35Ah	5v/50w(Monocry Stalline)	ALU+PC	850*350*150